



# Model 375AST

## Reduced Pressure Principle Assembly

### Application

Designed for installation on potable water lines to protect against both backsiphonage and backpressure of contaminated water into the potable water supply. The Model 375AST provides protection where a potential health hazard exists. Ideal for use where lead-free\* valves are required.

### Standards Compliance

- ASSE® Listed 1013
- AWWA Compliant C511 (with gates only), and C550
- FM® Approved
- UL® Classified
- C-UL® Classified
- CSA® Certified
- IAPMO® Listed
- Approved by the Foundation for Cross Connection Control and Hydraulic Research at the University of Southern California
- Meets the requirements of NSF/ANSI/CAN 61\*  
\*(0.25% MAX. WEIGHTED AVERAGE LEAD CONTENT)

### Materials

|                     |   |
|---------------------|---|
| Main Valve Body     | 304L Stainless steel                    |
| Access covers       | 304L Stainless steel                    |
| Coatings            | FDA Approved electrostatic epoxy finish |
| Internals           | Stainless steel, 300 Series NORYL™      |
| Fasteners & Springs | Stainless Steel, 300 Series             |
| Seal rings          | EPDM (FDA approved)                     |
| O-rings             | Buna Nitrile (FDA approved)             |
| Sensing line        | Stainless Steel, braided hose           |


### Features

|                                   |                             |
|-----------------------------------|-----------------------------|
| Sizes:                            | 2 1/2", 3", 4", 6", 8", 10" |
| Maximum working water pressure    | 175 PSI                     |
| Maximum working water temperature | 140°F                       |
| Hydrostatic test pressure         | 350 PSI                     |
| End connections                   |                             |
| (Grooved for steel pipe)          | AWWA C606                   |
| (Flanged bolt pattern)            | ASME B16.42<br>Class 150    |

### Dimensions & Weights (do not include pkg.)

| MODEL<br>375AST<br>SIZE | WEIGHT                |     |                            |     |                                |     |                               |     |                                |     |                                      |     |                                      |     |     |  |
|-------------------------|-----------------------|-----|----------------------------|-----|--------------------------------|-----|-------------------------------|-----|--------------------------------|-----|--------------------------------------|-----|--------------------------------------|-----|-----|--|
|                         | WITH-<br>OUT<br>GATES |     | WITH NRS<br>GATES<br>(GXF) |     | WITH<br>OS&Y<br>GATES<br>(GXF) |     | WITH<br>NRS<br>GATES<br>(GXG) |     | WITH<br>OS&Y<br>GATES<br>(GXG) |     | WITH<br>BUTTERFLY<br>VALVES<br>(GXG) |     | WITH<br>BUTTERFLY<br>VALVES<br>(GXF) |     |     |  |
|                         | in.                   | mm  | lbs.                       | kg  | lbs.                           | kg  | lbs.                          | kg  | lbs.                           | kg  | lbs.                                 | kg  | lbs.                                 | kg  |     |  |
| 2 1/2                   | 65                    | 41  | 19                         | 102 | 46                             | 120 | 54                            | 92  | 42                             | 110 | 50                                   | 87  | 39                                   | 97  | 44  |  |
| 3                       | 80                    | 42  | 19                         | 119 | 54                             | 137 | 62                            | 107 | 49                             | 125 | 57                                   | 91  | 41                                   | 104 | 47  |  |
| 4                       | 100                   | 43  | 20                         | 176 | 80                             | 212 | 96                            | 156 | 71                             | 192 | 87                                   | 95  | 43                                   | 117 | 53  |  |
| 6                       | 150                   | 71  | 32                         | 288 | 130                            | 346 | 157                           | 258 | 117                            | 316 | 143                                  | 158 | 71                                   | 188 | 85  |  |
| 8                       | 200                   | 177 | 80                         | 579 | 263                            | 661 | 300                           | 539 | 244                            | 607 | 275                                  | 361 | 164                                  | 407 | 185 |  |
| 10                      | 250                   | 177 | 80                         | 784 | 356                            | 880 | 399                           | 732 | 332                            | 822 | 373                                  | 458 | 208                                  | 516 | 234 |  |

| MODEL<br>375AST<br>SIZE | DIMENSION (approximate) |        |                                  |        |                             |        |     |       |     |       |               |        |                   |        |                     |        |                                  |        |     |        |     |        |     |        |      |
|-------------------------|-------------------------|--------|----------------------------------|--------|-----------------------------|--------|-----|-------|-----|-------|---------------|--------|-------------------|--------|---------------------|--------|----------------------------------|--------|-----|--------|-----|--------|-----|--------|------|
|                         | A                       |        | A<br>WITH<br>BUTTERFLY<br>VALVES |        | B<br>LESS<br>GATE<br>VALVES |        | C   |       | D   |       | E<br>NRS GATE |        | E<br>OS&Y<br>OPEN |        | E<br>OS&Y<br>CLOSED |        | E<br>WITH<br>BUTTERFLY<br>VALVES |        | F   |        | G   |        | H   |        |      |
|                         | in.                     | mm     | in.                              | mm     | in.                         | mm     | in. | mm    | in. | mm    | in.           | mm     | in.               | mm     | in.                 | mm     | in.                              | mm     | in. | mm     | in. | mm     | in. | mm     |      |
| 2 1/2                   | 65                      | 31 7/8 | 810                              | 28 3/4 | 730                         | 16 5/8 | 422 | 4 1/2 | 114 | 7 1/4 | 184           | 11 1/2 | 292               | 17 3/4 | 451                 | 15 3/8 | 391                              | 8 1/4  | 210 | 9 3/4  | 248 | 8 5/8  | 219 | 42     | 1067 |
| 3                       | 80                      | 32 7/8 | 835                              | 29 3/8 | 746                         | 16 5/8 | 422 | 4 1/2 | 114 | 7 1/4 | 184           | 12 3/4 | 324               | 20 1/4 | 514                 | 17     | 432                              | 8 1/4  | 210 | 9 3/4  | 248 | 8 5/8  | 219 | 43 1/2 | 1105 |
| 4                       | 100                     | 34 7/8 | 886                              | 30 1/4 | 768                         | 16 5/8 | 422 | 4 1/2 | 114 | 8     | 203           | 14 1/2 | 368               | 22 1/2 | 572                 | 18 1/4 | 464                              | 9      | 229 | 9 3/4  | 248 | 8 5/8  | 219 | 50     | 1270 |
| 6                       | 150                     | 43 1/2 | 1105                             | 36 1/2 | 927                         | 22 1/4 | 565 | 5 1/2 | 140 | 10    | 254           | 18     | 457               | 30 1/2 | 775                 | 24 1/4 | 616                              | 10 1/4 | 260 | 10 3/4 | 273 | 11 1/4 | 286 | 61 5/8 | 1565 |
| 8                       | 200                     | 52 3/4 | 1340                             | 45 3/4 | 1162                        | 29 1/2 | 749 | 9 1/4 | 235 | 11    | 279           | 21 1/8 | 537               | 37     | 940                 | 28 1/2 | 724                              | 18 1/2 | 470 | 15 5/8 | 397 | 13 1/4 | 337 | 77 1/8 | 1959 |
| 10                      | 250                     | 55 3/4 | 1416                             | 49 3/4 | 1264                        | 29 1/2 | 749 | 9 1/4 | 235 | 12    | 305           | 24 3/4 | 629               | 45 5/8 | 1159                | 34 3/4 | 883                              | 18 1/2 | 470 | 15 5/8 | 397 | 13 1/2 | 343 | 85 3/8 | 2169 |



### Options (Suffixes can be combined)

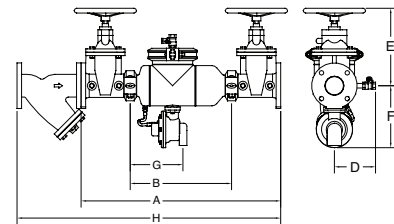
- with flanged end NRS gate valves (standard)
- FSC - with epoxy coated wye type strainer (flanged only)
- G - with grooved end NRS gate valves
- GF - with grooved inlet gate connection and flanged outlet gate connection
- FG - with flanged inlet gate connection and grooved outlet gate connection
- OSY - with flanged end OS&Y gate valves
- OSYG - with grooved end OS&Y gate valves
- BG - with grooved end butterfly valves with integral supervisory switches
- BF - with flanged end butterfly valves with integral supervisory switches

\*New Connected Products. Search [ZCSM-PF on Zurn.com](https://www.zurn.com) for details.

### Accessories

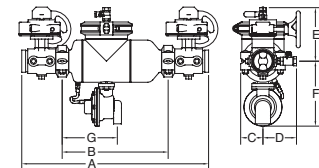
- Connected Pressure Monitor (Model ZCSM-PF)\*
- Connected Flow Meter Option (Model ZCSM-BTM) must be ordered with Model ZCSM-PF\*
- Repair kit (rubber only)
- Thermal expansion tank (Model XT)
- OS & Y Gate valve tamper switch (OSY-40)
- Air gap (Model AG)
- QT-SET Quick Test Fitting Set
- Wireless Monitor Retrofit Kit for conversion of existing model 375 (212-6-RFK-375W1, 8-10-RFK-375W1)

MODEL  
375AST  
with NRS &  
FSC option

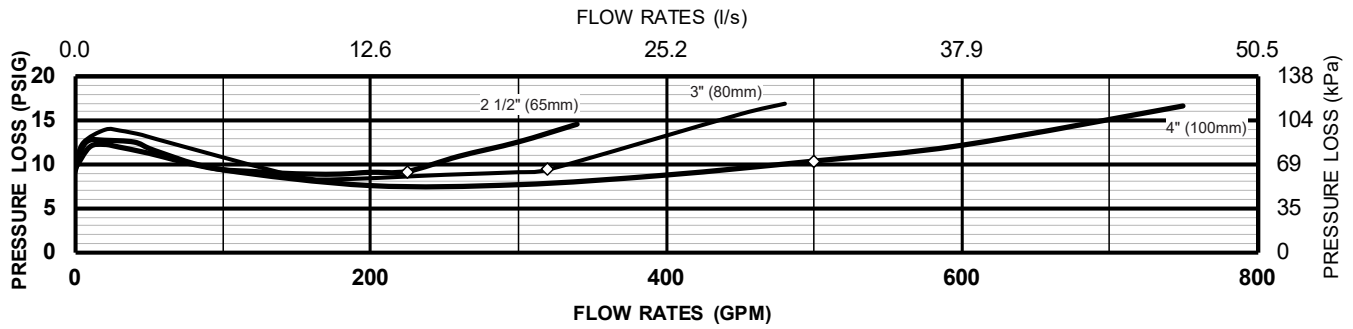


MODEL  
375AST with  
BG option

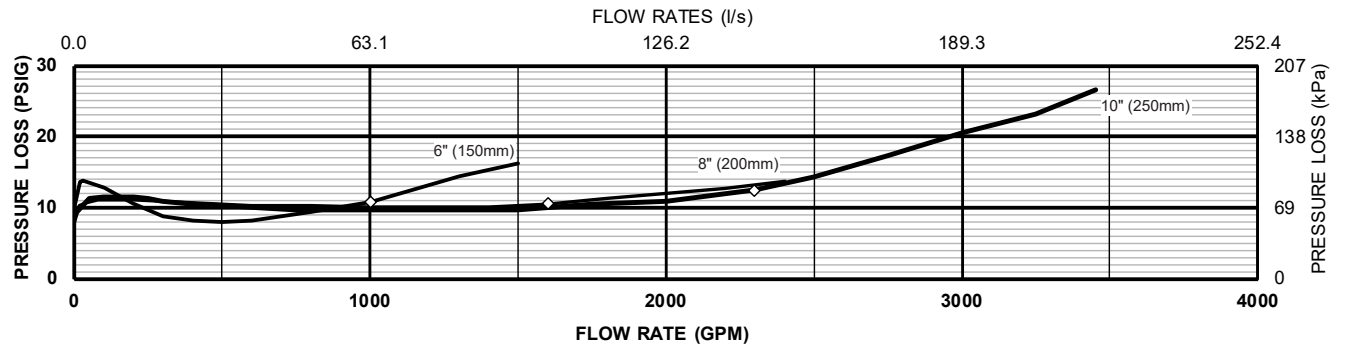
Relief Valve  
discharge port:  
2 1/2" - 6" - 2.75 sq. in.  
8" - 10" - 3.69 sq. in.



**MODEL 375AST 2 1/2", 3" & 4" (STANDARD & METRIC)**

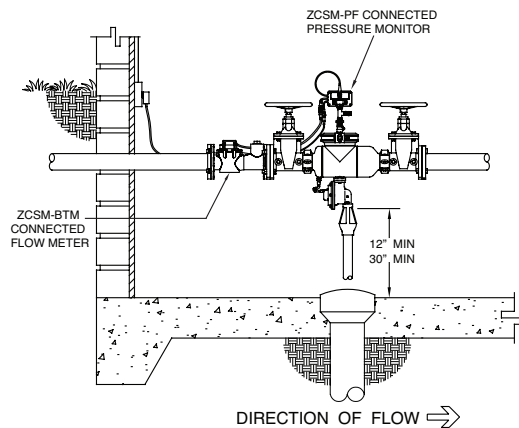


**MODEL 375AST 6", 8" & 10" (STANDARD AND METRIC)**

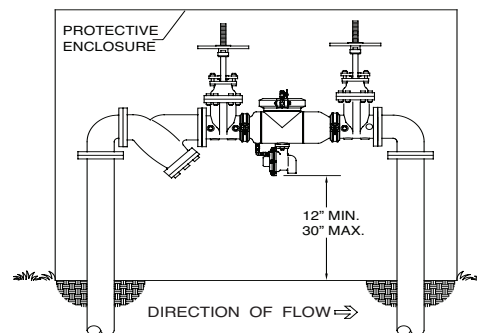


**Typical Installation**

Local codes shall govern installation requirements. Unless otherwise specified, the assembly shall be mounted at a minimum of 12" (305mm) and a maximum of 30" (762mm) above adequate drains with sufficient side clearance for testing and maintenance. The installation shall be made so that no part of the unit can be submerged.



**INDOOR INSTALLATION**  
(375AST with ZCSM-PF Connected Pressure Monitor and ZCSM-BTM Connected Flow Meter accessories)



**ZURN WILKINS MODEL 375ASTOSYFSC**  
OUTDOOR HORIZONTAL INSTALLATION

| Capacity thru Schedule 40 Pipe (GPM) |          |            |           |           |
|--------------------------------------|----------|------------|-----------|-----------|
| Pipe size                            | 5 ft/sec | 7.5 ft/sec | 10 ft/sec | 15 ft/sec |
| 2 1/2"                               | 75       | 112        | 149       | 224       |
| 3"                                   | 115      | 173        | 230       | 346       |
| 4"                                   | 198      | 298        | 397       | 595       |
| 6"                                   | 450      | 675        | 900       | 1351      |
| 8"                                   | 780      | 1169       | 1559      | 2339      |
| 10"                                  | 1229     | 1843       | 2458      | 3687      |
| 12"                                  | 1763     | 2644       | 3525      | 5288      |

**Specifications**

The Reduced Pressure Principle Backflow Prevention Assembly shall be certified to NSF/ANSI/CAN 61, ASSE® Listed 1013, and supplied with full port gate valves. The main body and access cover shall be 304L Stainless Steel, the seat ring and check valve shall be NORYL™, the stem shall be stainless steel (ASTM A 276) and the seat disc elastomers shall be EPDM. The checks and the relief valve shall be accessible for maintenance without removing the device from the line. The Reduced Pressure Principle Backflow Prevention Assembly shall be a ZURN WILKINS Model 375AST.